

BBVA

Fixed Income

1Q26 Results



Disclaimer

This document has been drafted for information purposes and for the use of BBVA México, S.A., Institución de Banca Múltiple, Grupo Financiero BBVA México (BBVA México) investors to whom it is addressed, in order to facilitate their understanding of certain information regarding BBVA México, and only refers to the businesses of BBVA in México. For detailed financial information about BBVA México, please visit the Bank's website www.bbva.mx.

The information contained herein (hereinafter "Information") shall not be deemed to be considered in any case as financial advice, investment advice, tax/legal advice or otherwise nor an offer to sell or a solicitation to acquire or dispose of an interest in securities, nor a recommendation to buy or sell securities or enter into any transaction nor should it be relied upon to make any sort of decision in any direction. BBVA México does not assume any obligation whatsoever to communicate any changes to this document or to update its contents.

BBVA México has obtained the information included in this document from sources considered to be reliable. However, notwithstanding the fact that reasonable measures were taken to assure that the Information contained herein is not mistaken or misleading, BBVA México does not represent or warrant, either express or implicit, its accuracy, integrity or correctness.

Investors or potential investors who have access to this document should be aware that the securities, instruments or investments to which it may refer may not be appropriate for them due to their specific investment goals, financial positions or risk profiles, as these have not been taken into account to prepare this report. Therefore, investors should make their own investment decisions considering said circumstances and obtaining such specialized advice as may be necessary.

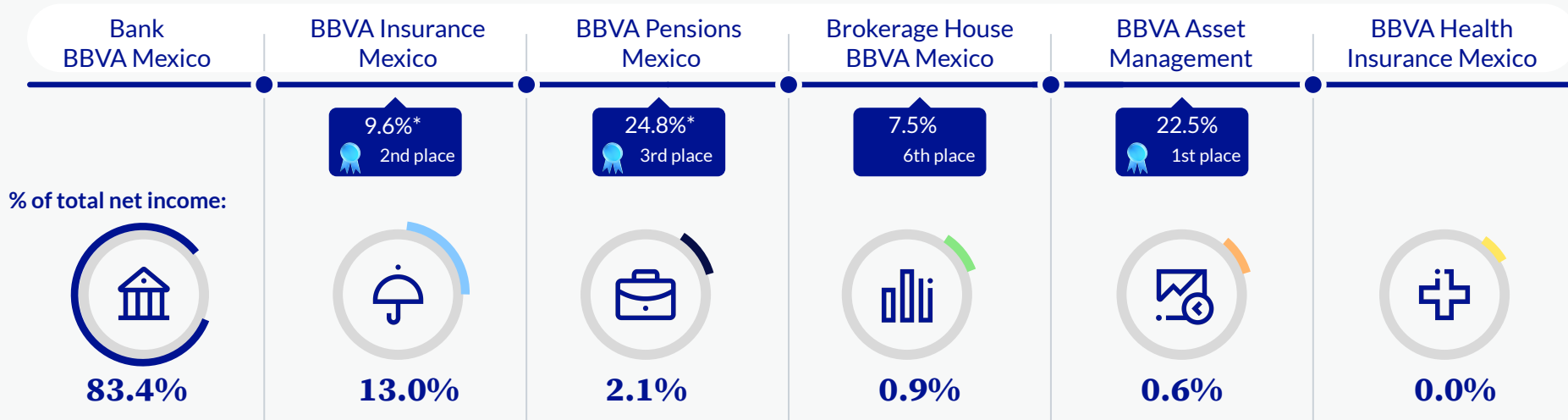
BBVA México accepts no liability of any type for any losses arising from the use of this report or its contents. In no case BBVA México, its branches, and/or its directors, officers, employees and authorised personnel shall be held responsible for any damage, losses, claims, or any sort of expenses that could result from the use of this document or from its contents.

The Information must be treated as confidential and no part of this document may be (i) copied, photocopied or duplicated by any other form or means (ii) redistributed (iii) quoted or (iv) furnished to any other person or entity without the prior written consent of BBVA México. It is understood that its recipients accept all of the warnings and conditions contained herein in its integrity. All the data contained in this document is set forth as an example and is due to change.

This document is the property of BBVA México. Any denominations, designs, and logos are registered trademarks of BBVA México.

BBVA Mexico as part of a leading Financial Group

Grupo Financiero BBVA Mexico



% of total net income:

Market Share as of Feb.26

* Market Share as of December 25, Includes BBVA Insurance + health insurance

BBVA Mexico is the leader in a highly competitive market

52 BANKS IN THE MEXICAN FINANCIAL SYSTEM

7 BANKS

77.4% of the total loan portfolio

24 NICHE BANKS 11.8% of portfolio

6 REGIONAL BANKS 7.6% of portfolio

7 DIGITAL / FINTECHS 0.5% of portfolio

Sofipos

~2.4% of the banking consumer loans

Sofomes ENR

~1.9% of the banking consumer loans

8 OTHER 2.6% of portfolio

#1

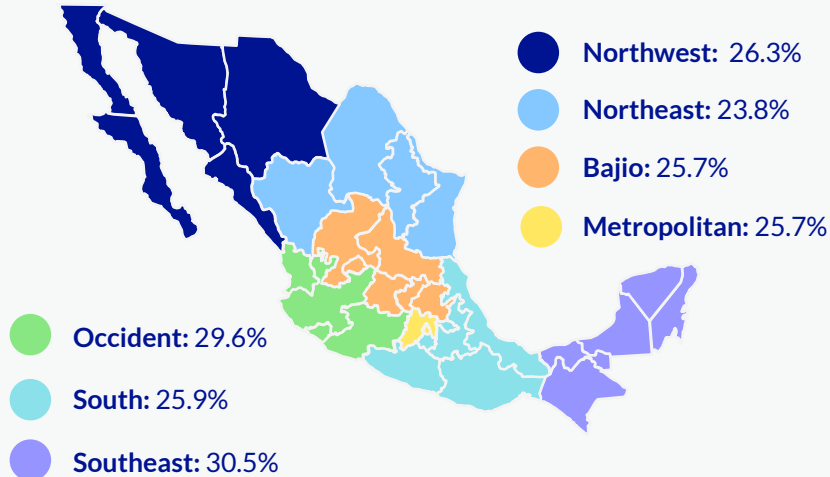
	Performing Loans Market Share (Feb. 2026)	Vs Feb. 25 (bps)
BBVA	25.8	+29
Peer 1	15.1	-12
Peer 2	12.1	+33
Peer 3	6.4	-27
Peer 4	6.3	+33
Peer 5	6.0	-3
Peer 6	5.7	-85
Peer 7	1.8	-70
Others	20.8	+99

Clear leadership with a double-digit gap vs peers

Scale and leadership translating into strong financial performance

BUSINESS MARKET SHARE

#1 in all regions



NOTE: * Market share for total business (includes enterprises and government portfolios as well as demand deposits).
Source: CNBV Data as of January 2026.



Branches
1,601



ATMs
14,222



Employees
44,687



Total Clients
34.2M

FINANCIAL HIGHLIGHTS

	YoY (%)	MARKET SHARE (%)	
		BBVA	Next peer
Loans	+8.5	25.6	15.5
Deposits	+7.6	24.0	12.5

	YoY (%)	Resilient growth across core revenue lines
NII	+9.3	
Fees	+2.6	
Net Income	-4.7	

DIGITAL CAPABILITIES

Digital Clients

80% of our clients are digital

Transactions

76% are executed via mobile/ web channels


Strategy

BBVA Mexico




Our purpose: Support your drive to go further

Embed a
Radical Client
Perspective in
All We Do



Boost
sustainability
as a Growth
Engine

Scale up All
Enterprise
Segments



Promote a
Value and
Capital
Creation
Mindset



Unlock the
Potential of AI
and Innovation
through Data
Availability and
Next Gen Tech

Strengthen
Our Empathy,
Succeed as a
Winning
Team




Customer experience as a key competitive advantage

Fintechs players with a Banking License



Fintech players & Customer Segment



NPS
(%, 3M26)

#1 in client satisfaction

BBVA 69.1

Fintech player 61.6

Fintech player 60.7

Incumbent Banks 44.8

BRAND POWER
(%, 3M26)

BBVA 24.6

Fintech player 13.5

Fintech player 12.9

Incumbent 11.0

Incumbent 10.9

Incumbent 8.2

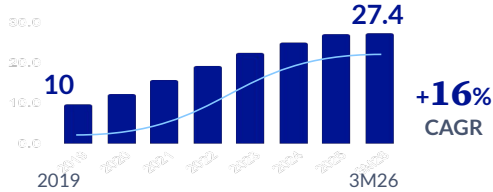
Incumbent 7.2

BBVA Mexico the largest fintech

DIGITAL CUSTOMERS

(millions)

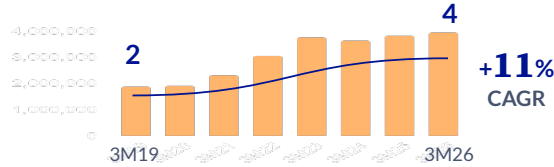
% of total customers **45%** **80%**



DIGITAL E2E SALES

(units, millions)

Digital E2E sales over total sales **45%** **57%**



34M
total customers

1.1M
new digital
customers in 3M26

FINANCIAL TRANSACTIONS

(millions, % of total, excludes POS)

	3M19	3M26	CAGR
Total	361¹	1,187	19%
App + Web	107 (30%)	902 (76%)	36%
ATM	184 (51%)	218 (18%)	2%
Branches ¹	70 (19%)	67 (6%)	-1%

Digital channels
account for
76%
of total transactions

¹Teller window + correspondents


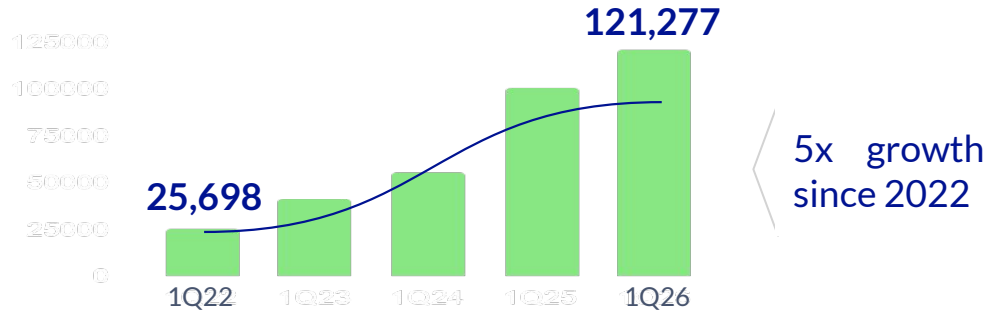
Driving growth through sustainable finance


ESG CHANNELING (3M26 | MXN MN)


Total
121,277

Inclusive growth
32,541

Environment
88,736



 Mexican platform APLAZO has increased its credit line with BBVA Spark by 40%, reaching a total of \$50 million. This expansion will enable the company to continue driving its growth and expand access to financing solutions in Mexico.

 BBVA Mexico supports FIRA (FEFA) in the issuance of trust-backed bonds in the local market for a total amount of 7,017 million pesos, connecting institutional savings with the real and sustainable progress of the agricultural sector. .

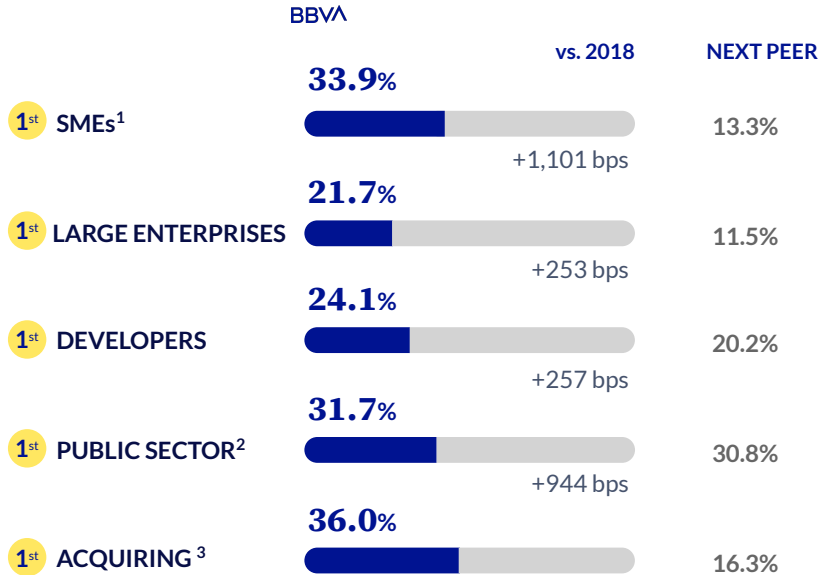
Financial Performance

BBVA Mexico

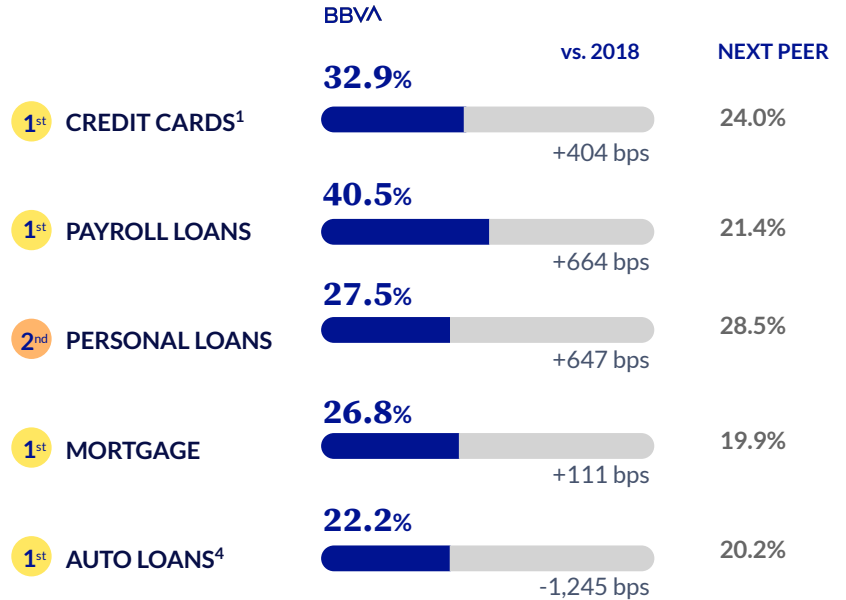


Leading position across products and segments

WHOLESALE MARKET SHARE



RETAIL MARKET SHARE

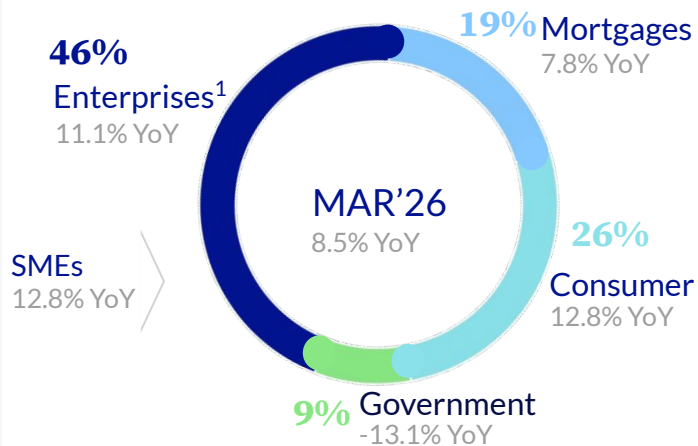


Source: CNBV Last information available

(1) Excluding Fintechs (2) Market Share without state owned companies (3) Market share 3M26, no comparable info. Vs. '18 (4) Market Share Banks only (5) Premium Issuance Total Market Market Share Sep-25

Balanced portfolio with a structural funding advantage

PERFORMING LOANS



NEW LOANS

(3M26 | #)

Payroll and Personal

694 K

Auto

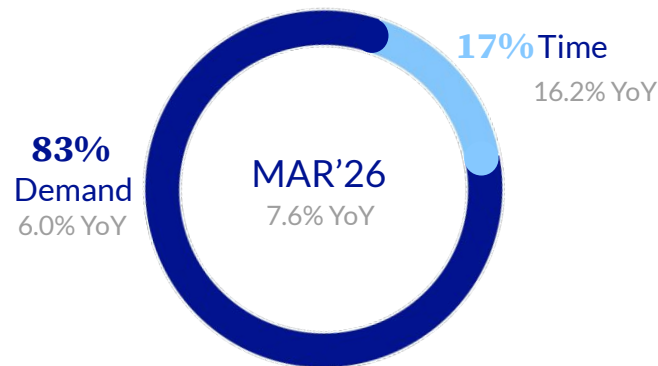
41 K

Credit Card

746 K

DEPOSITS

(Demand + Time Deposits +MM)



DEPOSITS MIX

(3M26)

Retail

54%

Wholesale

46%

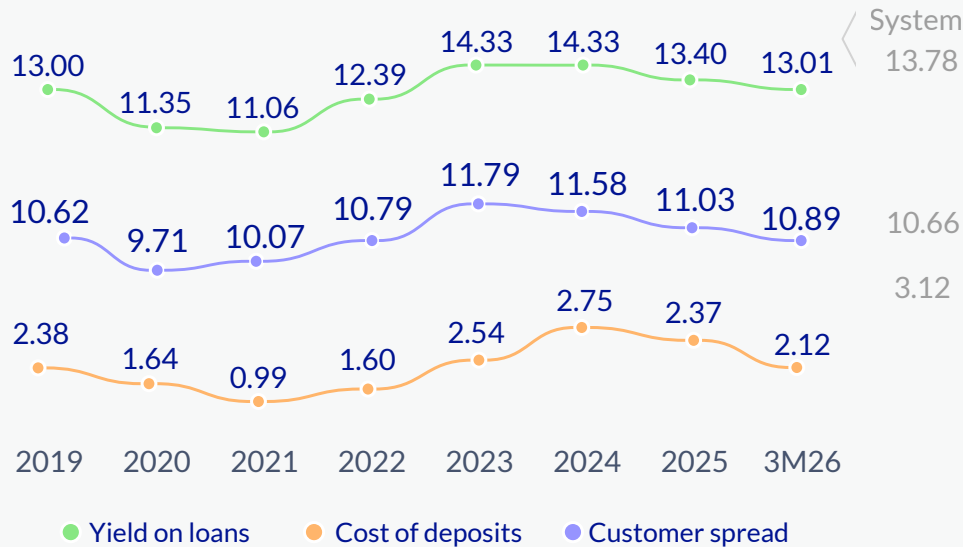
¹ Includes Financial Entities

Structural resilience in NII driven by funding advantage and ALCO management

SPREAD

(Accumulated figures LC + FC | %)

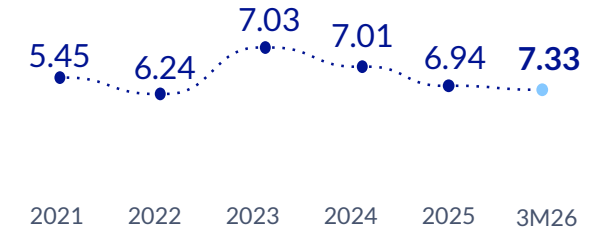
2.5% NII sensitivity +/- 100 bps as of feb26



NIM

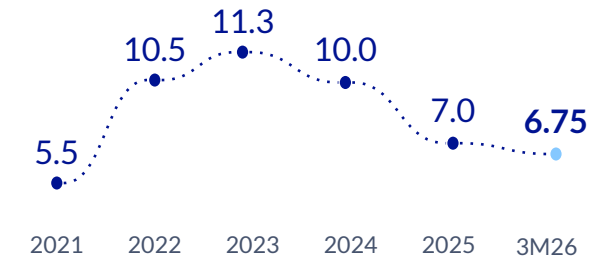
(%)

System 6.19



REFERENCE RATES

(%, EOP)



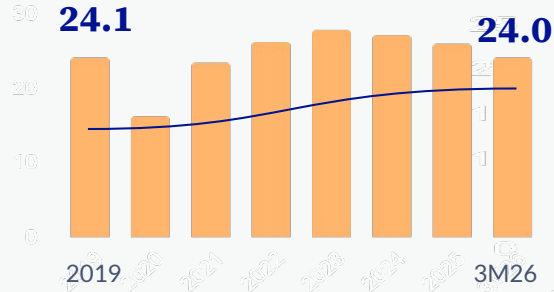
High returns with prudent risk and strong capital

LCR (%) 150.4
NSFR (%) 126.2

ROE (%)

CAPITAL RATIO (%)

160 bps **Above min. TLAC required

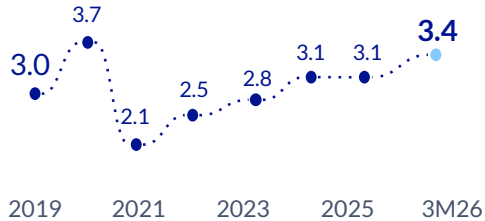


● CET1
 ● T2

16,750 million pesos dividends paid during the first quarter of 2026

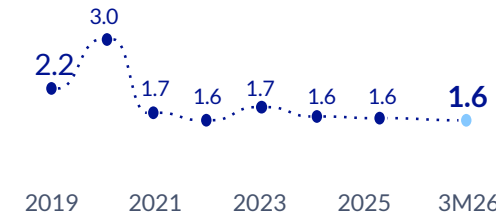
COST OF RISK (%)

System 3.2



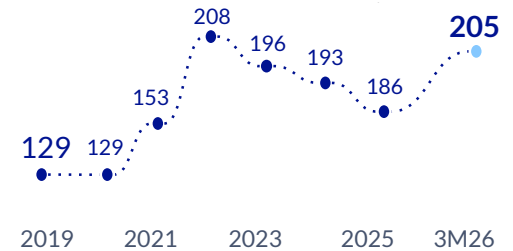
NON PERFORMING LOANS (%)

System 2.2



COVERAGE RATIO (%)

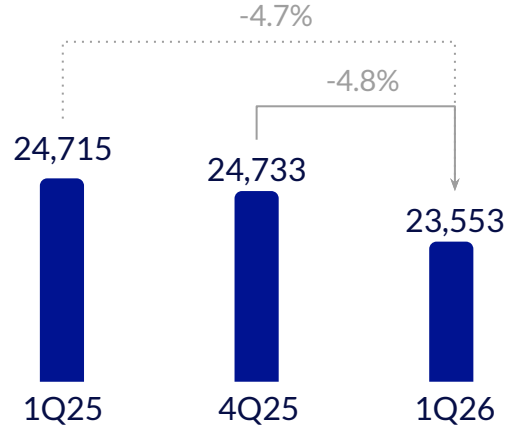
System 149



*Source CNBV data as of Feb 2026, total bank system. CoR calculated as provisions divided by the total performing loans. ** TLAC 18.5% minimum regulatory. LCR (Liquidity Coverage Ratio). NSFR (Net Stable Funding Ratio)

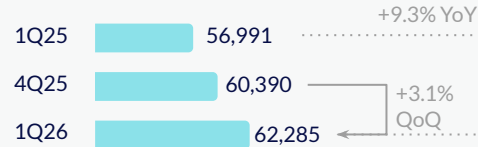
Strong revenue dynamics temporarily impacted by provisioning

NET INCOME (MXN MN)



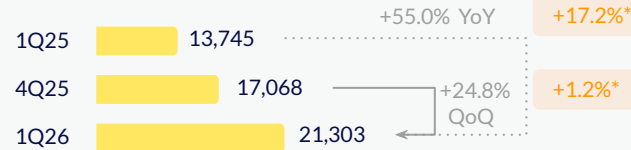
Net income remains strong despite non-recurring provisioning effects

Net Interest Income



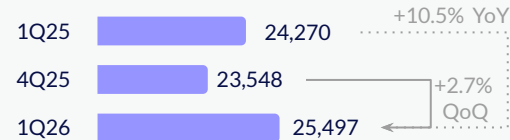
Solid NII growth

Provisions



Higher provisions due to non-recurring model calibration, with no underlying asset quality deterioration.

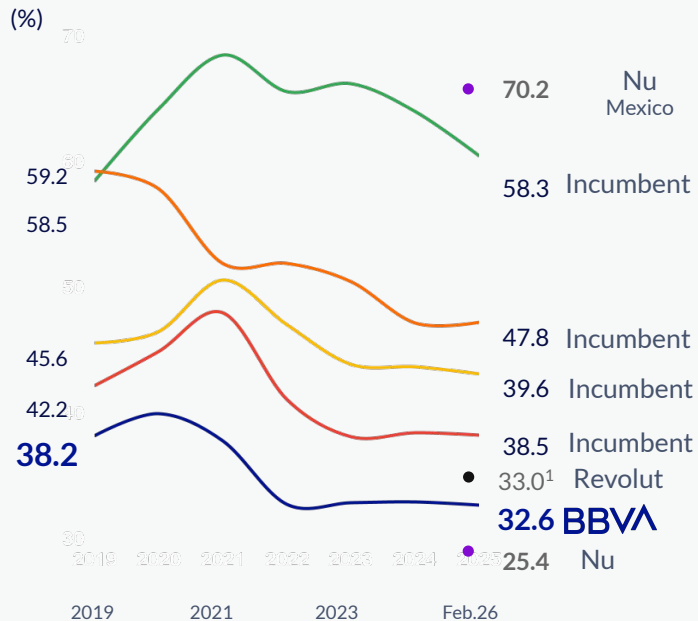
Total Expenses



Higher expenses reflect business growth and strategic investment in tech talent.

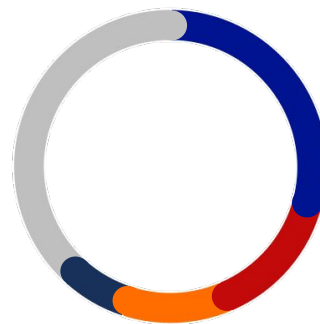
Efficiency leadership translating into superior profitability

EFFICIENCY



NET INCOME MARKET SHARE

(%, Feb.26)



BBVA
28.9%
-460bps

Net Income
vs. next peer **2.0x**

Loan Market Share
vs. next peer **1.7x**

Total Deposits Market Share
vs. next peer **1.7x**

Profit & Loss 1Q26

BBVA Mexico (mp)	1Q25	4Q25	1Q26	Q-o-Q(%)	Y-o-Y(%)
Net Interest Income	56,991	60,390	62,286	3.1	9.3
Provisions for loan losses	-13,745	-17,068	-21,303	24.8	55.0
Net Interest Income after provisions	43,246	43,322	40,983	-5.4	-5.2
Fees & Commissions	12,329	12,888	12,645	-1.9	2.6
Trading Income	4,405	5,346	5,221	-2.3	18.5
Other Income	-1,979	-1,344	283	-121.1	-114.3
Gross Income	58,001	60,212	59,132	-1.8	1.9
Non-Interest Expenses	-23,698	-25,497	-26,183	2.7	10.5
Net Operating Income	50	84	356	323.8	612.0
Income Before Tax	34,353	34,799	33,305	-4.3	-3.1
Taxes	-9,638	-10,066	-9,752	-3.1	1.2
Net Attributable Profit	24,715	24,733	23,553	-4.8	-4.7

Ratings

BBVA MEXICO GLOBAL LONG-TERM RATINGS

S&P

BBB

Stable outlook

Fitch Ratings

BBB+

Stable outlook

Moody's

A3

Negative outlook

LONG-TERM GLOBAL FOREIGN CURRENCY RATINGS

Local Rating
(mx)

S&P

AAA
AA+
AA
AA-

A+ **BBVA**

A
A-

BBB+

BBB **BBVA^{MX}** 

BBB-

BB+

BB

BB-

B+

B

B-

(...)

FITCH

AAA
AA+
AA
AA-

A+

A

A- **BBVA**

BBB+ **BBVA^{MX}**

BBB

BBB- 

BB+

BB

BB-

B+

B

B-

(...)

MOODY'S

Aaa
Aa1
Aa2
Aa3

A1

A2 **BBVA**

A3 **BBVA^{MX}**

Baa1

Baa2 

Baa3

Ba1

Ba2

Ba3

B1


B2

B3

(...)

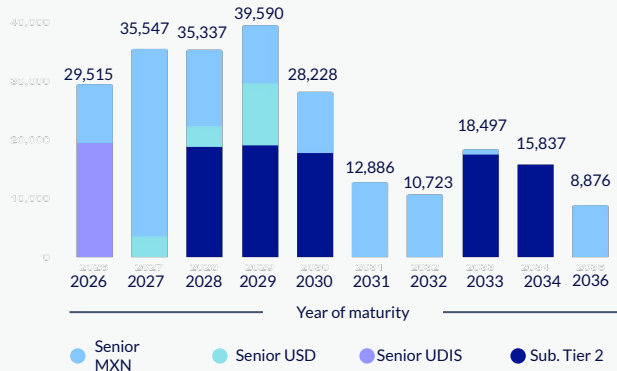
Annex

BBVA Mexico



Low dependence on wholesale funding and balanced maturity profile

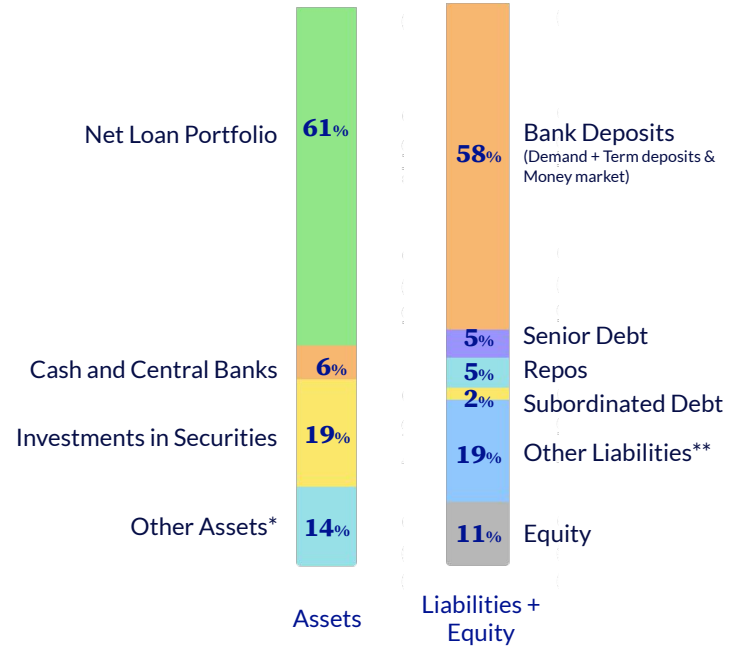
ANNUAL MATURITY PROFILE (MXN MN)



Exchange rate USD/MXN 17.597 and UDI (Units Indexed to Inflation) 8.7119 pesos per UDI as of March 31, 2026, with public information from Banco de México and Bloomberg

	Billion Pesos	As % of Total Securities	As % of Total Assets
Trading Assets	\$292,370	43%	8%
HTC&S	\$244,492	36%	7%
HTC	\$144,567	21%	4%
Total Securities	\$681,429	100%	19%

LIQUIDITY BALANCE SHEET (MXN MN | Mar 26)



*Other assets considering mainly derivatives (29%), other accounts receivable (20%), repurchase agreement receivables (22%), and others
 **Other liabilities considering mainly derivatives (34%), collaterals (30%) and others

Local and International Issuances

BBVA Mexico

Issuances

Instruments	Amount	Original Currency	Issue Date	Due Date	Call Date	Term (years)	Rate		Ratings	
								S&P	Moody's	Fitch
Senior Debt										
BACOMER 07U	2,240	UDIS	30-ene-07	09-jul-26		19.4	4.36%		Aaa.mx	AAA(mex)
BACOMER 19-2	5,000	MXN	21-jun-19	11-jun-27		8.0	8.49%		Aaa.mx	AAA(mex)
BBVAMX 22X	10,000	MXN	23-jun-22	18-jun-26		4.0	TIIE ON + 28	mxAAA	Baa1/Aaa.mx	AAA(mex)
BBVAMX 23V	8,689	MXN	20-feb-23	15-feb-27		4.0	TIIE ON+ 32	mxAAA		AAA(mex)
BBVAMX 23	6,131	MXN	20-feb-23	11-feb-30		7.0	9.54%	mxAAA		AAA(mex)
BBVAMX 23-2	9,900	MXN	9-nov-23	15-abr-27		3.5	TIIE ON + 32	mxAAA		AAA(mex)
BBVAMX 23-3	3,600	MXN	9-nov-23	31-oct-30		7.0	10.24%	mxAAA		AAA(mex)
BBVAMX 24	8,439	MXN	12-abr-24	24-sep-27		3.5	TIIE ON + 32	mxAAA		AAA(mex)
BBVAMX 24-2 (Re)	12,886	MXN	12-abr-24	4-abr-31		7.0	10.35%	mxAAA		AAA(mex)
US07336UAC71 (ISIN 144A)	600	USD	10-sep-24	10-sep-29		5.0	5.25%		A3	BBB
BBVAMX 24-3	5,675	MXN	25-oct-24	7-abr-28		3.5	TIIE ON + 32	mxAAA		AAA(mex)
BBVAMX 24D	200	USD	25-oct-24	22-oct-27		3.0	4.77%	mxAAA		AAA(mex)
BBVAMX 25	9,000	MXN	18-mar-25	29-ago-28		3.5	TIIE ON + 32	mxAAA		AAA(mex)
BBVAMX 25-2	6,000	MXN	18-mar-25	9-mar-32		7.0	9.67%	mxAAA		AAA(mex)
BBVAMX 25S	900	MXN	7-abr-25	1-abr-30		5.0	TIIE ON + 37	mxAAA		AAA(mex)
BBVAMX 25-2S	900	MXN	7-abr-25	28-mar-33		8.0	9.30%	mxAAA		AAA(mex)
BBVAMX 25-3	9,711	MXN	29-sep-25	9-mar-29		3.5	TIIE ON + 32	mxAAA		AAA(mex)
BBVAMX 25-4	4,723	MXN	29-sep-25	17-sep-32		7.0	8.72%	mxAAA		AAA(mex)
BBVAMX 25D	158	USD	29-sep-25	22-sep-28		3.0	4.35%	mxAAA		AAA(mex)
BBVAMX 25D (Re)	16	USD	12-feb-26	22-sep-28		2.6	4.19%	mxAAA		AAA(mex)
BBVAMX 26	6,124	MXN	12-feb-26	29-jul-29		3.5	TIIE ON + 32	mxAAA		AAA(mex)
BBVAMX 26-2	8,876	MXN	12-feb-26	31-ene-36		10.0	9.26%	mxAAA		AAA(mex)

Subordinated Debt

US05533UAF57 (ISIN 144A)	1,000	USD	17-ene-18	18-ene-33	18-ene-28	15NC10	5.125%	BB		BB
US05533UAG31 (ISIN 144A)	750	USD	05-sep-19	13-sep-34	19-sep-29	15NC10	5.875%		Baa2	BB
US07336UAA16 (ISIN 144A)	1,000	USD	22-jun-23	29-jun-38	29-jun-33	15NC10	8.450%		Baa2	BB
US07336UAB98 (ISIN 144A)	900	USD	08-ene-24	08-ene-39	08-ene-34	15NC10	8.125%		Baa2	BB
US072912AA61 (ISIN 144A)	1,000	USD	11-feb-25	11-feb-35	11-feb-30	10NC5	7.625%		Baa2	BB